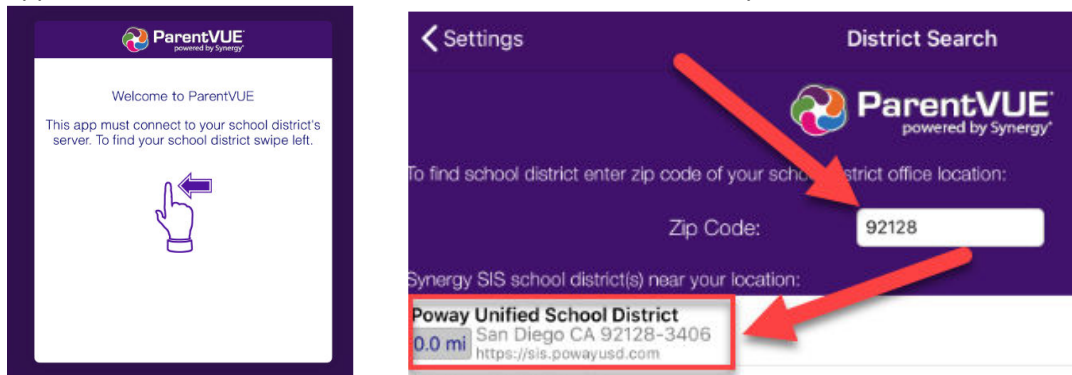


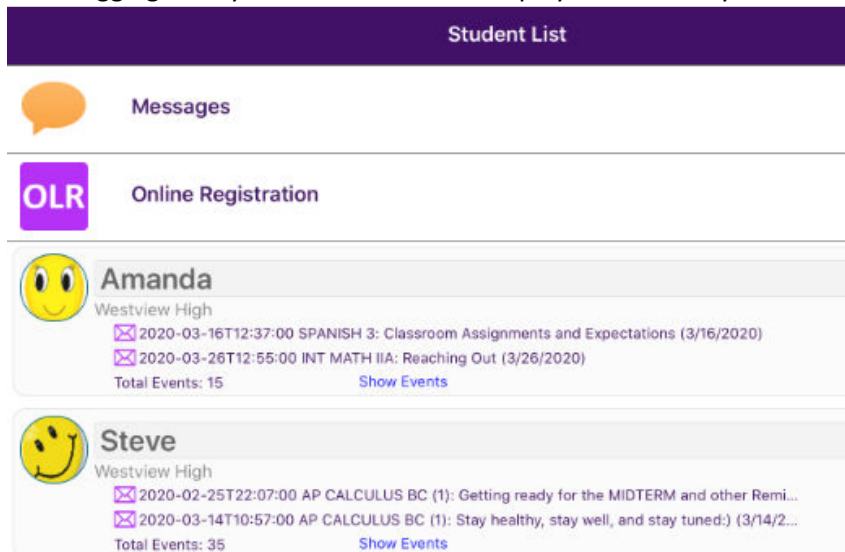
Parents viewing Progress or Term Grades Online

PUSD parents can download any progress or term report card online. Below are steps to follow to access this collection of documents from your smart device.

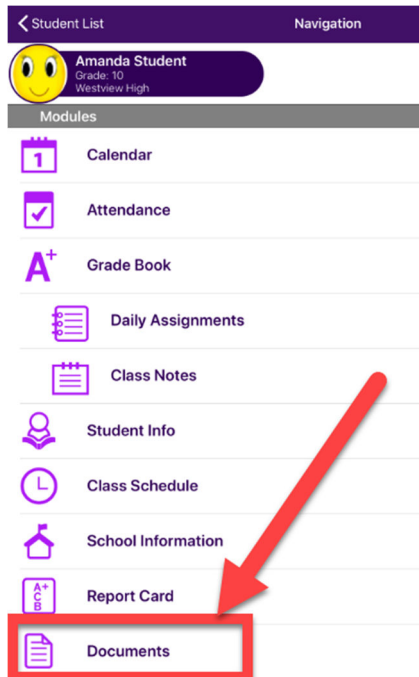
- 1) Download and install the Edupoint ParentVue app.
- 2) When prompted enter your zip code. Doing so will allow the Poway Unified School District to appear. Touch on the PUSD line. Touch once more to confirm your selection.



- 3) Login with your parent username and password. You can retrieve your username or pick a new password by visiting <https://password.powayusd.com>.
- 4) After logging in all your students will be displayed. Select any student to retrieve their profile.



- 5) A list of informational modules will be displayed. To see report cards, choose the **Documents** icon.



- 6) You will see a list of report cards. Select the top line to retrieve their most recent progress or report card. This will open a PDF report card of grades for your student.

