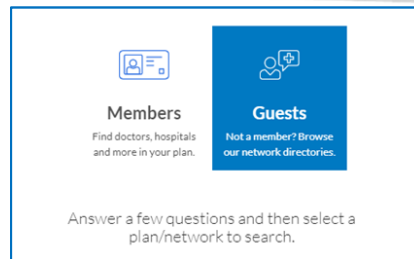


### STEP 1

Visit <https://www.anthem.com/ca/find-care/>.

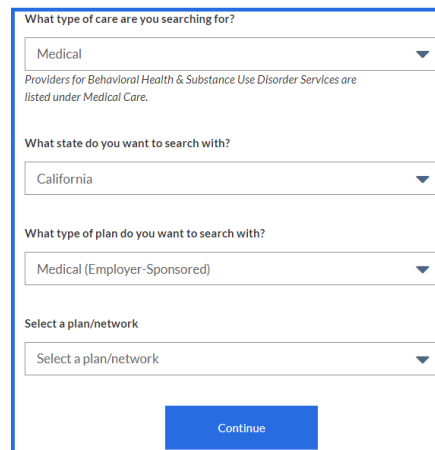
- Click **Guests** box
- Scroll down to answer questions that will help you narrow your search



### STEP 2

Scroll down the screen to complete the following fields:

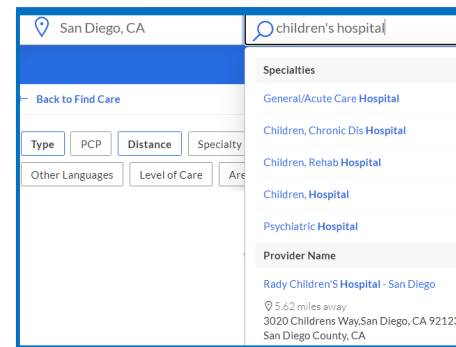
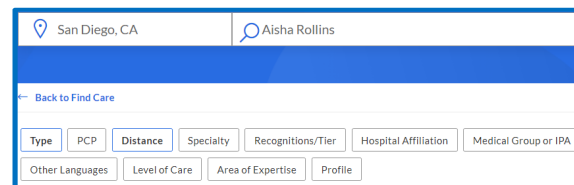
- What type of care are you searching for? Use drop down to select: **Medical**
- What State do you want to search in? Use drop down to select: **California**
- What type of plan do you want to search with? **Medical (Employer-Sponsored)**
- Select a plan/network: Use drop down to select
  - **Select HMO**
  - **Priority Select HMO**
  - **Blue Cross PPO (Prudent Buyer) - Large Group**
- Click **Continue** button



### STEP 3

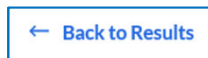
Enter the Zip, City or County in the far left box. You now have 2 ways to search:

- Option 1: Enter in the **Physician's Name, Specialty, NPI or license number** in the Search Box. The results will appear below the Search Box and you can either click on the name provided or you may click on the **See All** text.
- Option 2: Scroll down and click one of the Types of Providers listed. The results will appear on a new screen and you can click on the physicians name to obtain additional details.



### STEP 4

- View your search results.
- Click the printer icon to print the results of your search.
- Click on a provider name to see more details.
- Click the **Back to Results** button in the upper left hand corner or **Back** box at the bottom the screen to return to results.



### STEP 5

#### HMO Plan Participants

- HMO plan providers in CA only
- Confirm you have selected your Medical Group Affiliation or Location
- Record the 3 or 6-digit PCP/ID to enter into your enrollment form.

