

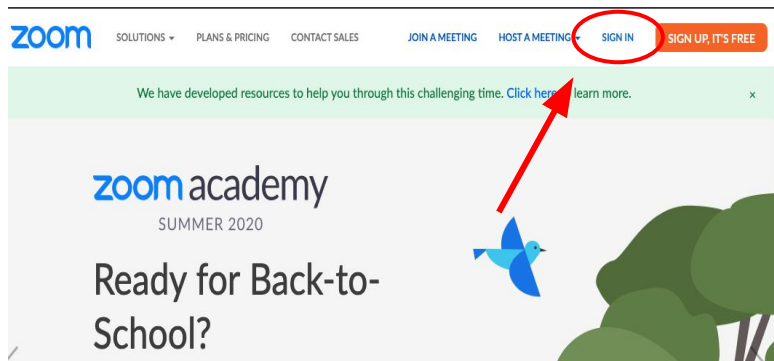
Zoom Student Account



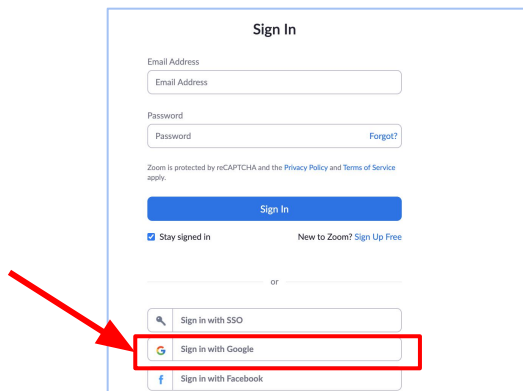
To ensure access to the new PUSD Zoom for Education platform, students need to complete the following steps to activate their school Zoom Account. Students will need their PUSD username and password. For account assistance, visit password.powayusd.com. For video directions, click [here](#).

Activating Your PUSD Student Zoom Account:

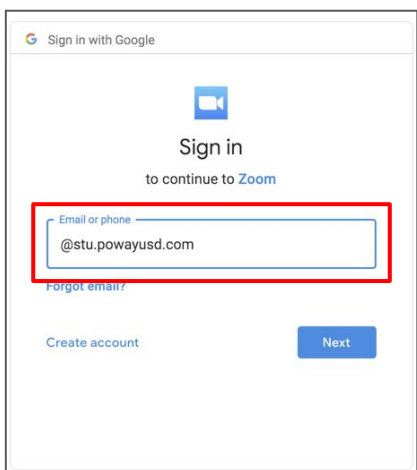
Step 1: Navigate to <https://zoom.us> and click sign-in.



Step 2: Scroll to the bottom of the login screen and select “Sign in with Google.”



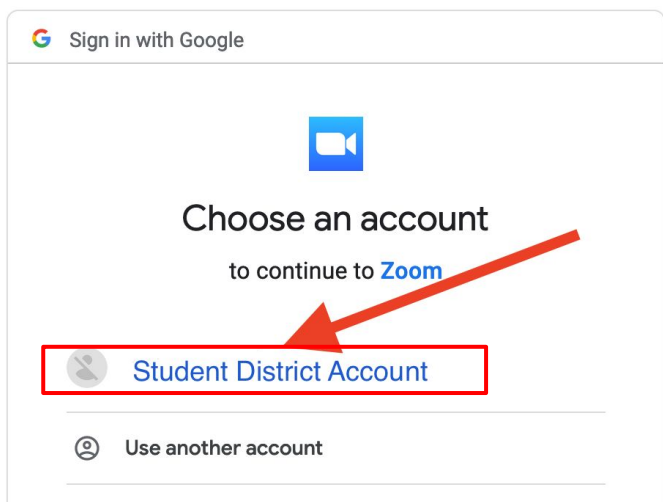
Step 3: If you are not already logged into MyPlan or Google, enter the student’s Google ID (exampleleg12345@stu.powayusd.com)



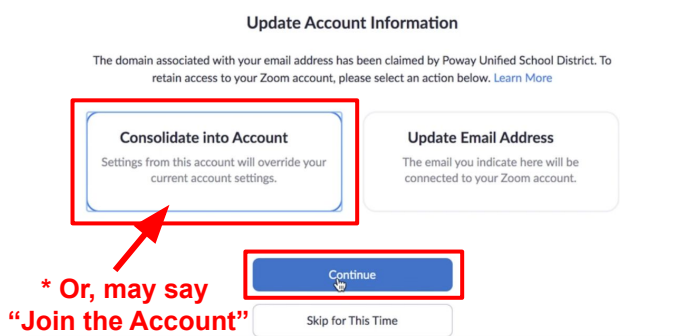
Step 4: Log-in to MyPlan with the 7 digit student ID, 19XXXXXX and password.



Step 5: Select the student Google account.



Notice: If you receive a message regarding the consolidation of your account, click **consolidate**, and then click **continue**.



Step 6: Now that you are logged into Zoom with your PUSD account, you can access your classes by following the link provided by your teacher(s).