



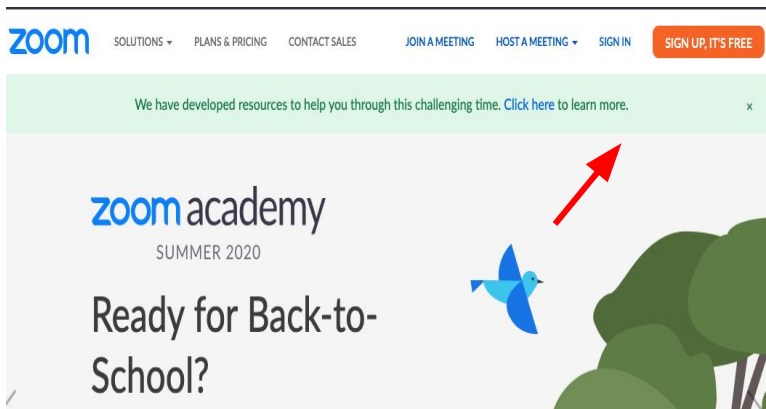
Zoom Student Account



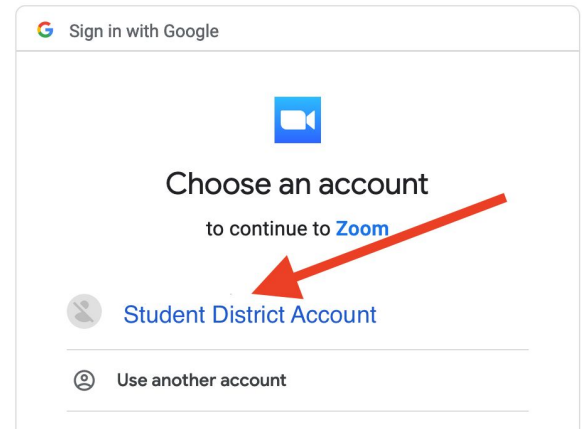
To ensure access to the new PUSD Zoom for Education platform, students will need to complete the following steps to activate their school Zoom Account.

Activating Your PUSD Student Zoom Account:

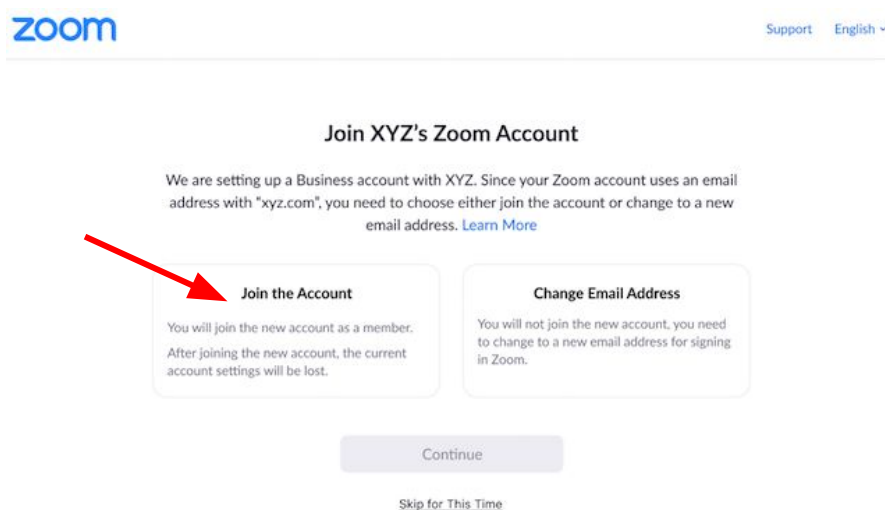
Step 1: Navigate to <https://zoom.us> and click sign-in and then scroll to the bottom of the login screen and select “Sign in with Google”



Step 2: Please login with your PUSD district account @stu.powayusd.com and your PUSD password.



Notice: If you receive a message regarding the consolidation of your account, select **yes**.



Step 3: Now that you are logged into Zoom with your PUSD account, you can access your classes by following the link provided by your teacher(s).