

Lexia Core 5 on a Personal iPad

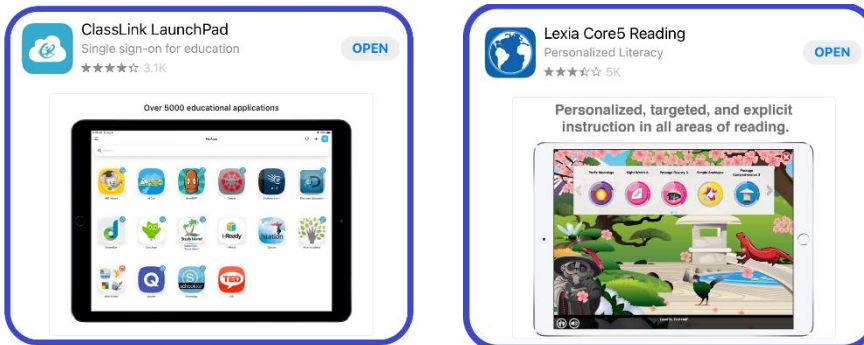
1. Check the version of iOS on your iPad.

iPad Version

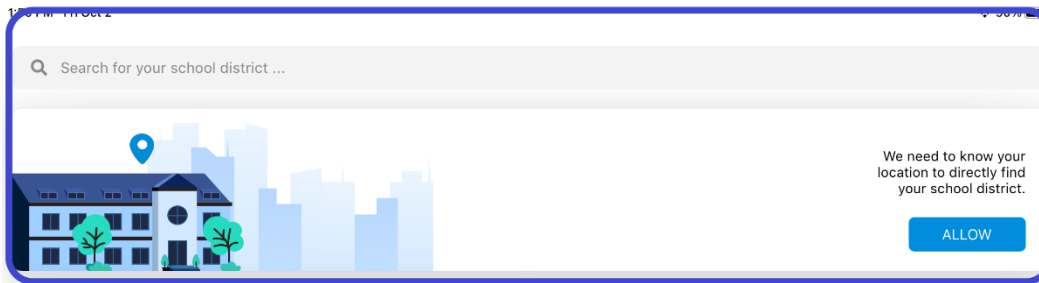
- iOS 10 or higher
- iPad (4th generation) or newer, iPad mini 3 or newer, iPad Air (all models), iPad Pro (all models)
- 1.9 GB for app (3.8 GB storage space for download)
- Persistent Internet connection (minimal bandwidth is used)

2. Download “Classlink LaunchPad” and “Lexia Core5 Reading” from the App Store.

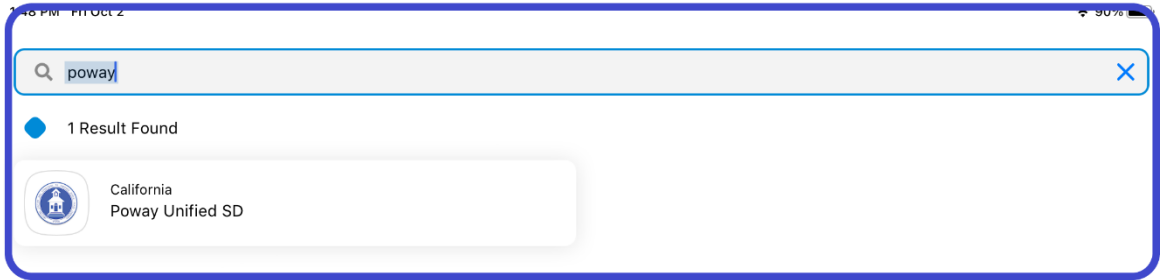
Note: Both apps must be downloaded before moving to step 3.




3. Open the Classlink LaunchPad app. You will be presented with a Search box.



4. Type “Poway” in the search box and then choose “Poway Unified SD” from the list.



5. Sign in to the Classlink LaunchPad app with your PUSD STUDENT ID and password.



6. Click on Lexia Reading Core5 in the Classlink LaunchPad app to launch the Lexia Core5 Reading app. This will now automatically sign the student into Lexia.

