


A Parent Guide


To Poway Unified School District's

Measures of Academic Progress

M.A.P.s



It takes more than a yardstick
to measure your child's growth



As a parent, you probably use more than a yardstick to measure your child's growth. You may use bathroom scales, school photographs or clothing sizes to measure physical growth. As your child matures you may employ other measures of growth such as changing bedtimes, new responsibilities or getting a driver's license. Likewise, the Poway Unified School District uses different measures to monitor and manage your child's academic growth. These include progress report grades, collections of work and a variety of tests. However, just as no single measure of physical growth is completely adequate, no single test provides a complete accounting of a child's knowledge and skills. Each test administered by the state and district and each test that the teacher uses in the classroom provides part of a complete picture.

This booklet describes one of the tests used in our district to manage, report and plan your child's educational progress. As part of a comprehensive assessment program, student in grades 3-9 take Poway's Measures of Academic Progress or "MAPs" in the fall and spring of each school year.

The Purpose of MAPs

- Improve student learning
- Measure each student's academic growth during the year
- Monitor student progress of several years
- Evaluate the effectiveness of instructional programs
- Inform students, teacher, parents and the public


How is MAPs different?



MAPs...

- Are designed by Poway teachers to assess Poway's curriculum standards.
- Are taken on a computer that "tailors" the test to the individual student's achievement level.
- Are un-graded and un-timed and very accurate
- Measure and report student growth over time
- Are available to teachers throughout the year to use whenever needed.

What Does MAPs Measure?



How Do I Interpret the Results?

MAPs measures student achievement in reading, language usage and mathematics. Learning in each subject area is subdivided into specific goal areas to provide even more detail. The MAPs tests cover the following curriculum goal areas:

Reading:

- Word analysis and vocabulary
- Literal comprehension
- Interpretive comprehension
- Literary response and Analysis

Language Usage:

- Writing strategies
- Writing applications
- Punctuation
- Grammar

Mathematics:

- Numbers and operations
- Patterns, functions and algebra
- Measurement
- Geometry
- Data analysis, statistics and probability
- Problem Solving

National Mean RIT Scores for Grades 3-9*

Grade	Reading	Mathematics	Language Usage
	Fall / Spring	Fall / Spring	Fall / Spring
3	188 / 198	188 / 200	191 / 199
4	199 / 205	199 / 208	201 / 207
5	206 / 212	207 / 215	207 / 213
6	211 / 217	213 / 220	212 / 216
7	215 / 221	219 / 227	216 / 220
8	220 / 225	226 / 235	219 / 223
9	224 / 228	232 / 242	222 / 225

* The district will develop its own mean RIT scores to provide national and district comparisons.

Scores are reported using two scales...

Percentiles- used to compare a student to a large group of students of similar age or grade level. These scores are useful to compare students in other schools and around the country.

RIT (Rauch Units)- used to show a student's current achievement level along a curriculum scale. These scores show the progress a student is making toward mastery of the curriculum.

