

RULES

Number of players: Four players, one for each square

PLAY:


The object of the game is to advance to square A and stay there as long as possible. The rotation of players is from D to C to B and finally to A. D always starts the game. From a bounce D strikes the ball with either one or two hands, directing the flight of the ball so that it bounces into one of the other squares. The player to whom the ball is served returns the ball to any of the other three squares off the first bounce only.

When play is stopped because of a violation, the player committing the violation goes to the end of the waiting line. The person in the waiting line becomes the player in square D.


FOULS:

The play is continued until a player commits one of the following violations:

1. The ball lands out of the squares. (Liners are good.)
2. The ball is hit with the fist.
3. The ball hits a player in another square. In this case, the player who is hit is out, and not the player who served the ball.
4. Holding the ball (holds, stickies, etc.)
5. The ball is made to bounce over the intended receiver's head.
6. Double hits and double bounces.



Creekside Elementary School



Student Handbook

2009-2010



Dear Creekside Parents and Students:

Welcome to the 2009-2010 school year at Creekside. We have so much to be proud of in our school. One aspect that we pride ourselves in is the respect that we have for our school, as well as for each other and learning. An integral part of a learning community is the parents. We appreciate your support to ensure that Creekside is a safe and caring place.

Creekside's handbook outlines the rules and expectations of our learning community. Please read and follow the rules in this handbook as we teach respect and responsibility for our actions. After reviewing this handbook, please sign the last page and return it to your teacher.

We look forward to a wonderful year ahead and our partnership in promoting a safe environment that instills respect and caring.

Sincerely,

Robin L. Robinson and the Creekside Staff



The Six Pillars of Good Character

Trustworthiness

Respect

Responsibility

Fairness

Caring

Citizenship

player who commits any of the fouls listed forfeits the serve (not the game) to his opponent. The opponent then serves to continue the game. The following are fouls.

- Hitting the ball with any part of the body other than the hands or forearms.
- Stopping continuous play by holding or catching the ball.
- Touching the pole with any part of the body.
- Interfering with the progress of the game by hitting the rope with hands or forearms.
- Playing the ball while standing outside the playing zone.
- Stepping out of the playing zone.
- Throwing the ball.

SCORING:


The player who first winds the rope completely around the pole wins the game.

FOUR SQUAR E

ERBALL RULES

PLAY

The player who serves first is chosen by lot. After the first game, the new opponent gets the first serve. The winner is given his choice of the side of the court on which he wishes to play and the direction in which the server will serve the ball. The server starts the ball by tossing the ball into the air and striking it with his hand or fist. As the ball travels around the pole, the opponent tries to hit the ball back in the opposite direction. The ball is considered in play until the server's opponent hits the ball, i.e., the server cannot win the game by winding the rope completely in his rection before the opponent has had the opportunity to hit the ball least once. The player who first winds the ball completely around the pole, wins the game. During the game, each player must remain on his own side of the court.



di-
at

FOULS:

Play stops immediately after a foul has been committed. A

Creek- side Ele- mentary School

Student Handbook 2009-2010

General

School Rules

Academic Honesty

In support of the District's Academic Honesty Policy 3.40, students are expected to demonstrate acts of honesty at all times.

Teachers and staff members will support and enforce all District rules of academic honesty and provide a learning environment that does not allow or tolerate dishonesty.

Any student who violates the rules of the Academic Honesty Policy will be subject to disciplinary action.

Harassment

We believe that every student has the right to attend school and learn...

- Without being called names, and;
- Without being threatened, harassed, or bullied for any reason.

Harassment is unwanted and unwelcome behavior from an-

Stay away from the puddles.

22. When you hear a "Yard Duty" whistle, stop and look. It may be for you.
23. Do not sit on equipment.
24. There will be a time when your teacher or yard duty may change a rule. This will be temporary and according to the playground conditions at the time.

The following games and behavior is **not** allowed at Creekside:

- | | |
|---------------------------------------|--------------------------|
| Tackle Football | Chicken Fights |
| Crack the Whip | Kicking, Hitting |
| Bumpball, Dodgeball | Gymnastics |
| Punching or Pushing | Martial Arts |
| Keep Away | Pretend guns |
| Piggyback rides | Defacing School Property |
| Playing with Sticks or Rocks | |
| Playing With Sharp or Pointed Objects | |
| Digging outside of the sandbox | |
| Horseplaying | |

TETH-

7. Do not play in the halls or on the patios; children are not allowed to return to their classroom during recess time.
8. There should be no running through games, on the equipment platforms or under the equipment.
9. Use the blacktop for jump rope, four square, hopscotch, tetherball, basketball and racing games.
10. Jump ropes are to be used only for jumping rope. Do not tie them around anyone or play any other games with them.
11. Bats and softballs may be used only in organized games with adult supervision during PE time.
12. All ball games such as kickball, soccer and tag football are to be played on the grass field.
13. Do not return stray balls by kicking. Roll or throw the ball back to its owner.
14. Any balls, jump ropes, or other equipment brought from home must be clearly marked with student's name and room number. We are not responsible for lost or stolen items brought from home. Toys should not be brought to school.
15. No baseball, tennis balls or balls smaller than these, are to be brought to school.
16. Balls are the only objects we throw at school. Do not throw rocks, sand or grass.
17. Throwing balls or bouncing balls against any part of the building or patio walls is not allowed.
18. Do not climb fences, trees, backstops or frames on the swing.
19. There will be no cuts in line. Anyone who gives or takes cuts must go to the end of the line.
20. Do not chew gum or eat on the playground. Snacks are to be eaten on the benches ONLY.
21. On blacktop days students are to play on the blacktop.

other person that interferes with an individual's life and well-being. When this behavior is sexual in nature, it is "sexual harassment". When the behavior is motivated by a prejudice against another person's race, ethnicity, sexual orientation, religion or gender, it is discrimination and could be described as "hate behavior" in some cases.

This type of intimidation and harassment will not be tolerated in our school and is also inappropriate in our society. It is our intent to promote the rights of equality and human dignity basic to our American ideals.

If you feel
been the tar-
ment,
ing, it is im-
tell someone
parent,
pal, or an-
They may of-
lent advise on



that you have
get of harass-
threats, or bully-
portant that you
you trust like a
teacher, princi-
other adult.
fer some excel-
how to deal with

the situation or they may need to intervene on your behalf. Additional information is available from your principal including a complete copy of the District policies on this subject.

To and From School:

Student safety and behavior to and from school as well as on campus is subject to the same rules and consequences. Please review the following with your child/children:

- Students must walk on sidewalks or designated pathways only. Do not cut across lawns or landscape.
- Cross only at crosswalks.

- Students may not play on the playground prior to the 8:40 AM bell. Supervision begins at 8:40 am on the playground.
- Students drop off and pick up is allowed in the parking lot in front of the school as well as the bus circle. Please follow all parking rules.
- Students are to remain out of the hallways before school until the 9:00 am bell.

Clothing Standards:

Hats are not to be worn inside buildings, including the classroom. Hats will be allowed on the playground, but may not be used as a keep away game. Hats are not to be worn backwards at any time.

Thongs or flip-flops may not be worn to school. Sandals may be worn as long as they fasten securely on the feet. Tennis shoes are the best choice.

Play-

ground Rules

Please go over these general playground rules with your students:

1. The official purpose of recess is to provide students with an opportunity to get a drink, use the restrooms, and get some exercise.
2. Bells - When bells ring, students freeze. This means tetherballs are dropped and no one moves. When whistle blows, kids put equipment away and walk to their designated line spot. NO more tetherball or last shots at the hoop.
3. Students may not walk, climb or jump on the boulders. They may sit on the boulders.
4. Harassment, including racial, ethnic, sexual or physical will not be tolerated.
5. There will be no profanity or unkind words used on the playground.
6. The restrooms are not to be used for hiding or playing. They are to be left as clean as possible. The drinking fountains are to be used for drinking, not squirting or playing. The restrooms by the lunch area are the only ones to be used at recess or lunch.