

# COLLEGE READINESS

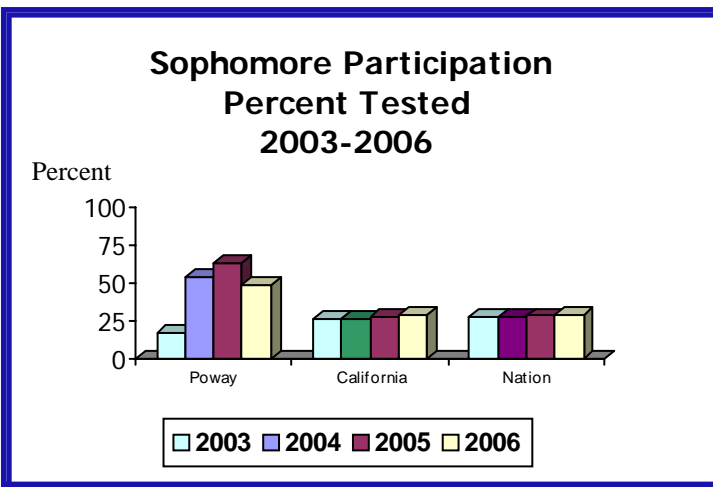
Preliminary Scholastic Aptitude Test/National Merit Scholarship Qualifying Test

## NOTABLE FACTS:

PSAT/NMSQT is the acronym for the Preliminary Scholastic Aptitude Test/National Merit Scholarship Qualifying Test. It is a standardized test that provides students firsthand practice for the SAT reasoning test. It also gives students a chance to qualify for National Merit Scholarship Corporation scholarships. The PSAT/NMSQT gives students early feedback about their strengths and weaknesses in skills necessary for college and helps them prepare for the SAT by familiarizing them with the kind of questions they will experience. Since 2004, the district has sponsored the PSAT/NMSQT for all sophomores to encourage participation in the SAT during their junior and senior years and provide feedback to students regarding their college preparation and course of study. The target is to increase the percentage of students electing to take the SAT. By encouraging participation in the PSAT/NMSAT the district hopes to improve the attainment of that target. For more information regarding the PSAT/NMSQT, visit [www.collegeboard.com/student/testing](http://www.collegeboard.com/student/testing).

## WHAT IS BEING MEASURED:

The chart below shows the percentage of the 10<sup>th</sup> grade students electing to take the PSAT/NMSQT from 2003-2006. The graph compares the participation rates of Poway, California, and the nation for four years.



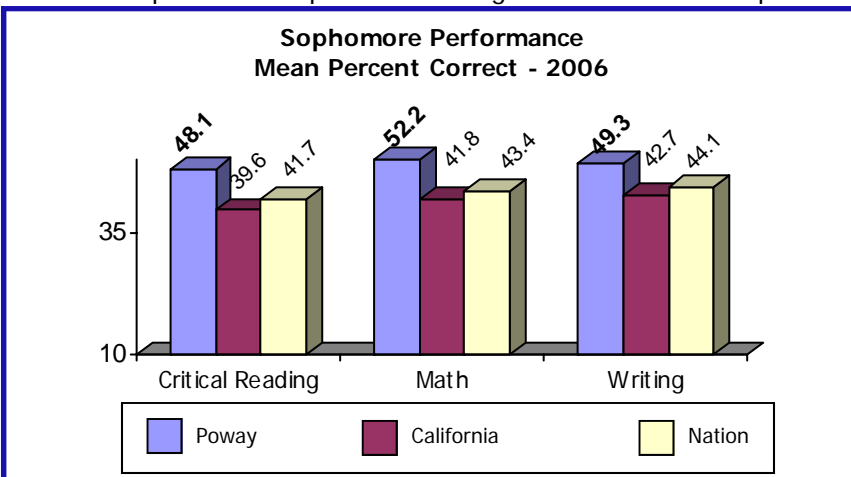
## WHAT THE RESULTS SHOW:

Almost twice the number of students in Poway Unified elected to take the PSAT/NMSQT compared to California and the nation. In spite of a decline in 2006, over the last three years participation in Poway Unified has improved while state and national numbers have inched upward.



## WHAT IS BEING MEASURED:

The performance rate on each of three subtests of the PSAT/NMSQT is reported as the average number of correct responses for sophomores taking the test in 2006 compared to California and the nation.



## WHAT THE RESULTS SHOW:

Poway students performed much higher on this measure of college readiness on all three tests compared to California and the nation.

# COLLEGE READINESS

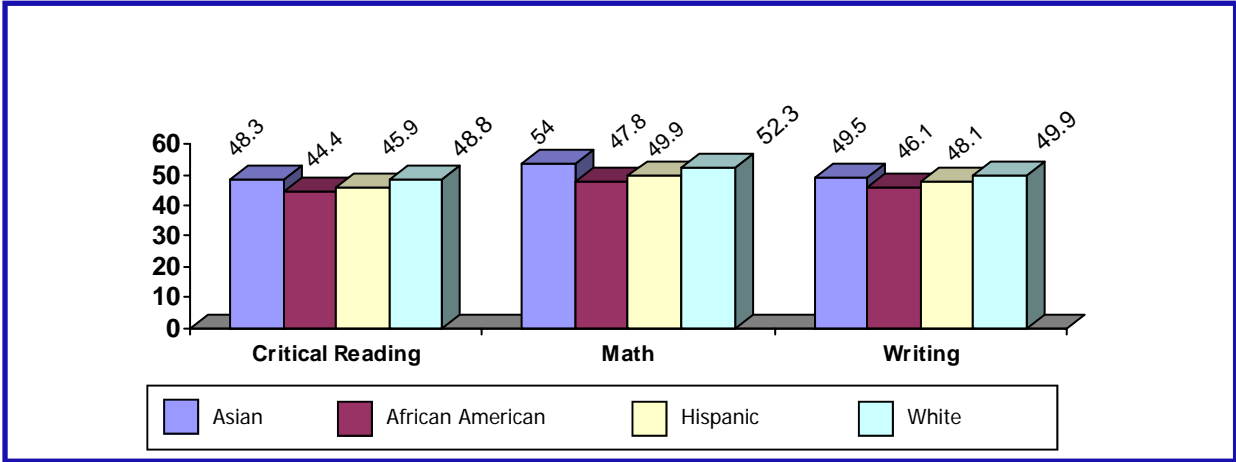
Preliminary Scholastic Aptitude Test /National Merit Scholarship Qualifying Test

## WHAT IS BEING MEASURED:

The graph below compares student performance on each part of the PSAT/NMSQT across four ethnic groups in 2006. Results are reported on the average number of correct responses.



### Poway Unified School District Sophomore Performance Mean Percent Correct - 2006



## WHAT THE RESULTS SHOW:

Slight variations between ethnic groups are evident. However, every subgroup performed well above the state and national averages shown at the bottom of page 55.