

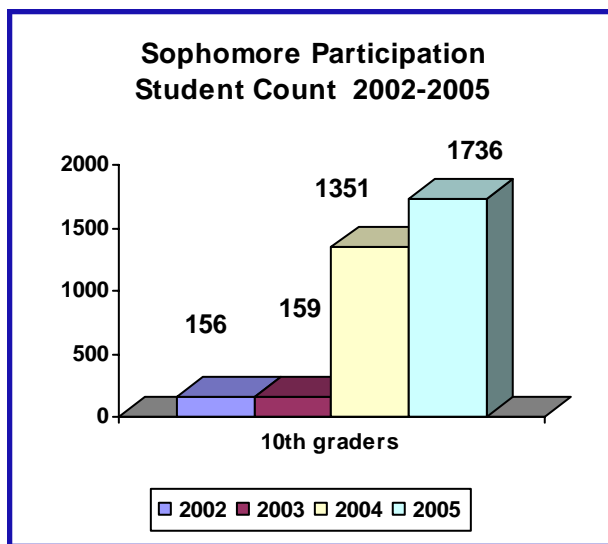
COLLEGE READINESS California Placement Exams

NOTABLE FACTS:

PSAT/NMSQT stands for Preliminary SAT/National Merit Scholarship Qualifying Test. It is a standardized test that provides firsthand practice for the SAT reasoning test. It also gives students a chance to qualify for National Merit Scholarship Corporation scholarships. The PSAT/NMSQT measures critical reading skills, math problem solving skills, and writing skills. The PSAT/NMSQT gives students early feedback about their strengths and weaknesses in skills necessary for college and helps them prepare for the SAT by familiarizing them with the kind of questions they will experience. In 2004, the district sponsored the PSAT/NMSQT for all sophomores to encourage participation in the SAT during their junior and senior years and provide feedback regarding college preparation course of study. The district's goal is to increase the percentage of students electing to take the PSAT. For more information regarding the PSAT/NMSQT, visit www.collegeboard.com/student/testing.

WHAT IS BEING MEASURED:

Participation rates are the number of 10th grade students electing to take the PSAT/NMSQT 2002-2005. Performance rates show the percentage of correct responses for Poway Unified School District compared to sophomores in California and the nation in 2005.



WHAT THE RESULTS SHOW:

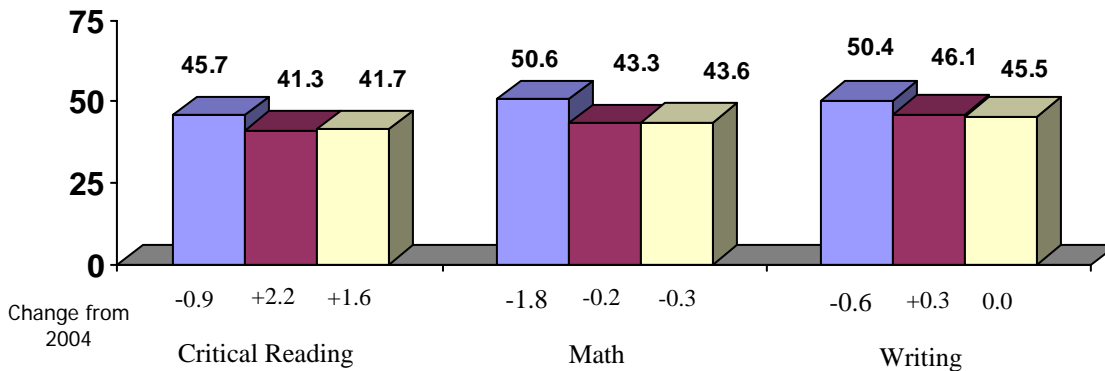
The participation rate increased 800% in 2004, the first year Poway Unified sponsored the test and in 2005, participation continued to grow. From 2003 to 2005, 1,675 more Sophomores elected to participate in the PSAT/NMSQT.

WHAT IS BEING MEASURED:


At the top of page 55, find the performance rate on each of 3 subtests of the PSAT/NMSQT shown as the average number of correct responses for sophomores taking the test in 2005 compared to California and the nation. At the bottom of page 55, find the average number of correct responses by ethnics subgroups.

COLLEGE READINESS California Placement Exams

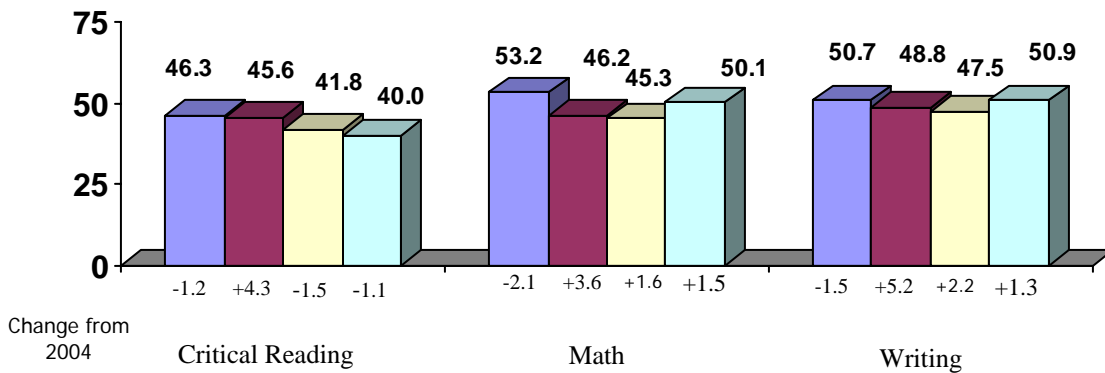
Sophomore Performance Mean Percent Correct - 2005



■ Poway
 ■ California
 ■ Nation



Sophomore Performance Mean Percent Correct - 2005



■ Asian
 ■ African American
 ■ Hispanic
 ■ White

WHAT THE RESULTS SHOW:

Poway Unified students performed significantly better in Writing and Math, and slightly better than the state or nation in critical reading. Asian and White subgroups set the pace and African American students closed the achievement gap significantly in 2005.

COLLEGE READINESS

California Placement Exams

NOTABLE FACTS:

When students actually enroll in the University of California (UC) or California State University (CSU), they are required to demonstrate proficiency in the basic skills of reading, writing, and mathematics at a level that the university deems appropriate to accomplish advanced studies. The CSU system administers the English Placement Test (EPT) and the Entry-Level Math (ELM) test. The UC system administers the Subject A Exam, a test of reading and writing skills. Students who achieve high scores on the SAT, ACT, or Advanced Placement (AP) exams are exempt from placement testing and considered proficient. For additional information, visit the Subject A web site www.ucop.edu/sas/awpe/ and CSU analytic studies web site: www.asd.calstate.edu/performance/index.shtml.

WHAT IS BEING MEASURED:

The table below shows the percentage of students determined to be proficient at the college or university level in reading, writing, and mathematics by the California College System. Also shown is the number of Poway Unified graduates who actually enrolled in the UC or CSU system. These numbers should not be used to evaluate the overall effectiveness of the instructional program. A significant number of Poway graduates attend highly prestigious colleges and universities nationwide other than the University of California or California State Universities.

College Enrollments Fall 2004

Poway Unified Graduates Meeting UC/CSU Placement Standards

2003—2004 Graduates	University of California 2004		California State Universities 2004		
	Students Enrolling in UC	% of Proficient Enrollees	Students Enrolling CSU	% Meeting English Requirement	% Meeting Math Requirement
PUSD	501	75.4%	415	69.5%	78.1%
California	49,494	66.9%	n/a	53%	63%
San Diego County	4,235	71.7%	n/a	64%	72%
Mt. Carmel	171	76.0%	150	70%	78%
Poway	127	76.3%	126	74%	77%
Rancho Bernardo	203	69.1%	139	64%	79%
Westview	*	*	*	*	*

* Westview graduated its first class in 2005

WHAT THE RESULTS SHOW:

A higher percentage of students from PUSD met the freshman proficiency requirements for both the University of California and California State University systems compared to freshman from San Diego County and California. There were only slight differences between the three Poway comprehensive high schools. Fewer Poway High graduates enrolled in the University of California or California State University compared to other Poway Unified High Schools. Definitive conclusions regarding college readiness are hard to draw from these results alone because many PUSD students eligible for University of California and California State University elect to attend other schools.